

RPSB

K- 3rd grade

Sound cards



ă

ă

è

a

The letter a has 4 sounds. We will learn all of them as the year goes on.

/ă/ apple

/a/ ate

/ah/ want

/aw/ talk

/ah/ and /aw/ are needed for spelling and reading simple words.

Refer to the RPSB reading foundations framework on which sound cards to introduce each week.

e

/ē/ elephant

a

The letter a has 4 sounds. We will learn all of them as the year goes on.

/ă/ at

/a/ ate

/ah/ want

/aw/ talk

/ah/ and /aw/ are needed for spelling and reading simple words.

Đ

ı

ı

Ö

i
/i/ iguana

e
/e/ me

e usually says /e/ at the end of a syllable

o
/o/ octopus

i
/i/ kite

- i can say /i/ at the end of a syllable.
- i may say /i/ when followed by 2 consonants.
- y not i is used at the end of an English word.
- /i/ sound can also be represented with ie or igh

ō

û

û

Consonants



u
/u/ umbrella

o
/o/ open

- O usually says /o/ at the end of a syllable
- O may say /o/ when followed by 2 consonants.

u
/u/ music
/oo/ put

- U usually says /u/ at the end of a syllable.
Check students pronunciations of 2nd sound.

b

c

d

f

/c/

The letter C has 2 sounds.

Soft c: /c/ cent

Hard c: /k/ cat

/b/

bear

voiced

/f/

fish

/d/

duck

g

h

j

k

/h/

horse

unvoiced

/g/

The letter G makes 2 sounds.

/g/ goose

/g/ gem

Spelling Rule: g can say j ONLY
when followed by e, I, or y

/k/

kangaroo

/j/

jump

Spelling Rule: used at the beginning of a
syllable

l

m

n

p

/m/

mouse

Closed lips

voiced

/l/

lion

Press tongue against ridge behind teeth.

voiced

/p/

pig

Release breath

unvoiced

/n/

noodle

Sound with tongue pressed against the roof of mouth.

voiced

qu

r

s

t

/r/

rooster

Roll the tongue up and back but not touching roof of mouth.

r// is not /er/

voiced

qu

/kw/

queen

Press tongue against ridge behind teeth.

Unvoiced

Spelling Rule: this sound is always written with 2 letters.

/t/

tiger

Press tongue point against roof of mouth and release air.

unvoiced

/s/ seal

/z/ days

Spelling Rule:

- Often doubled following a single vowel at the end of 1 syllable.
- Words beginning with /z/ sound are spelled with Z not S.

v

w

x

y

/w/

worm

Round lips to say /w/ and keep jaw still.

voiced

/v/

volcano

Teeth placed on lower lip.

Teach students to feel vibration and hear difference between *f* and *v*.

voiced

Y

/y/ yoyo

/ē/ baby

/i/ my

Spelling Rule: y, not i, is used at the end of words.

X

/ks/

box

X has 2 sounds. Sound them together as 1 sound.

Spelling Rule: s never follows x

voiced

z

Blends



b l

b r

Teacher reference:
Blends are 2 or more
consecutive consonants
whose sounds blend
together.

Z
/z/ zebra

Spelling Rule: words beginning
with z are spelled with z not s.

cr

cl

dr

fl

fr

gl

gr

pl

pr

sc

sk

sl

sm

sn

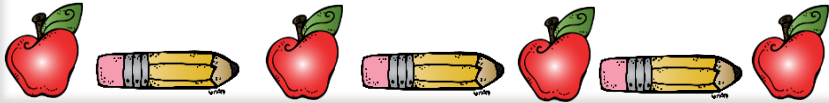
sp

st

sw

tr

Consonant Digraphs



ch

ck

dge

Teacher prompt: this letter has 3 sounds.

We will learn all 3 as the year goes on.

ch

/ch/ match

/k/ school

/sh/ chef

Spelling rule: The sound of /ch/ is usually spelled tch after a short vowel.

It is spelled ch after everything else.

(match, lunch)

Teacher reference:

Digraphs are 2

letters that make 1

sound.

Teacher prompt: this is 3-letter

j.

dge

/j/ bridge

Spelling rule: may be used only after a single short vowel.

Teacher prompt: this is a 2-letter K

ck

/k/ neck

Spelling rule: used only after a single vowel which says short vowel sounds.

gh

kn

ng

ph

kn
/n/ knot

Sound with tongue pressed
against roof of mouth

Spelling rule: only use at the
beginning of the base word.

Teacher prompt: 2 letter gh
/g/ ghost

Spelling rule: used at the
beginning of a word.

ph
/f/ phone

Place teeth on lower lip and
release air. Unvoiced.

ng
/ng/ rang

ng is a nasal sound.

sh

st

th

wh

st

/st/ stop

sh

/sh/ dish

Spelling Rule:

- sh is used at the beginning of a word.
- End of a syllable

wh

/wh/ when

Blow softly on the palm of your hand. This air should be felt when saying wh.

The difference between w and wh should be taught and practiced.

th

/th/ Thursday

~~/th/~~ this

Release breath between tongue and upper teeth without voice.

Feel vibration. voiced

Vowel

Digraphs/
Diphthongs



ai

ay

au

ai
/a/ paint

Spelling Rule: never used at the end of a word .

Teacher reference:
A digraph is made of 2 letters that spell vowel sounds.

au
/a/ fault

Drop jaw and resonate from the vocal chords.

Spelling Rule: never used at the end of a word .

Teacher prompt: say- 2 letter ay

ay
/a/ day

Spelling Rule: base words do not end with the letter a saying /a/ (except for the article a) ay is used most often.

aw

ea

ei

ee

ea

/ē/ eat

/e/ head

/ā/ break

aw

/aw/ claw

Drop jaw and resonate from the
vocal chords.

Double e

ee

/ē/ see

ei

/ē/ receive

/ā/ reindeer

Spelling Rule: use after c, when we
say /a/ , or if it is in the list of
exceptions.

ey

ew

ie

i_e

oa

ew

/o/ grew

/u/ new

Same sound as ui

ey

/a/ t hey

/e/ key

oa

/o/ boat

ie

/i/ field

/i/ pie

Spelling Rule: use ie unless it is
after

- c
- Its says short a

o e

o i

o o

o u

oi

/oi/ point

Say quickly with one impulse
voice.

Spelling rule: never used at the
end of a word.

oe

/o/ toe

ou

/ow/ round

/o/ four

/oo/ you

/u/ country

Teacher check students
pronunciations of 4th sound.

oo

/oo/ boot

/oo/ foot

/o/ floor

oy

ow

ui

R-controlled
vowels



ow

/ow/ how

/ow/ low

oy

/oy/ boy

Say quickly with one
impulse voice.

Teacher reference:
The "r" follows a
vowel and is usually
in the same syllable.

ui

/oo/ fruit

/u/ su it

Sounds the same as /ew/

Spelling rule: never used at the
end of a word.

ar

er

ear

ir

er

/r/ her

Her first nurse works early.

ar

/r/ far

ir

/er/ first

Her first nurse works early.

ear

/er/ early

Her first nurse works early.

or

ur

wr

wor

ur

/er/ nurse

Her her first nnurse works early.

or

wor

/er/ works

Wor is made of 2 phonograms. Or may say /er/ when the letter w comes before it.

Spelling rule: Her her first nnurse works early.


wr

/r/ wrinkle

The w is silent. Wr sound as /r/ not /er/

Spelling rule: 2 letter r

Glued Sounds



all

am

an

s s

Teacher reference:

glued sounds are groups of letters that act as a single sound. It cannot be easily divided into its individual sounds.

“The letters work together instead of separately.”

t t

ang

ank

ing


ink

onk

ung

unk

Y- Ending



dy

ly

ry

py

Teacher reference:

Y makes a long /e/ sound when it is at the end of a word with 2 or more syllables. i.e- happy, bunny

Y makes a long /i/ sound when it is at the end of a word with 1 syllable.

ty

sy

ed

gn

eigh

igh

gn

/n/ gnat

Sound with tongue pressed
against the roof of mouth.

Spelling rule: used both at the
beginning and end of base words.

ed

/e^ud/ grad ed

/d/ loved

/t/ wrecked

Spelling rule: used as past tense
ending.

igh

3 letter i sound

/i^u/ sign

eigh

4 letter a sound

/a^u/ weigh

ough

Ci

ti

si

ci

/sh/ fa cial

Spelling rule:

- the sh that begins with a short letter.
- Used to say *sh* at the beginning of a 2nd syllable

ough

/ō/ though

/oo/ through

/uf/ rough

/off/ cough

/aw/ thought

/ow/ bough

si

/sh/ ses sion

/zh/ vi sion

ti

/sh/ na tion

Spelling rule:

- the sh that begins with a short letter.
- Used to say *sh* at the beginning of a 2nd syllable

Instructional Teacher Tips



Schwa sounds

Oral Review



Written Review



Teacher reference:

- Makes the /uh/ sound
- Must be more than a 1 syllable word.
- Usually occurs in unaccented syllable.
- Any vowel can have the schwa sound
- Occurs most often in letter A words.

Instructional Teacher Tips

Written review

T- say sound of phonogram

S- say sound(s) in unison

T- as needed, clarify spelling or use of phonogram (use hints on back)

S- say sound(s) softly just before writing the phonogram.

T- repeat the procedure

Instructional Teacher Tips

Oral review

T- show students the phonogram card.

S- read the sound(s) in unison

T- as needed, ask students questions that clarify spelling and usage.(example, "is it OK to use au at the end of the word?)

S- answer with reasoning (example, "no, English words do not end with *u*.)

T- repeat the procedure